

**pinkfong**  
**BABY SHARK™**

© Smart Study Co., Ltd. All Rights Reserved. Pinkfong® and Baby Shark™ are trademarks of Smart Study Co., Ltd. © 2019 Viacom International Inc. All Rights Reserved. Nickelodeon is a trademark of Viacom International Inc.



**WowWee Group Limited.**  
Energy Plaza, 301A-C, 92 Granville Road T.S.T. East, Hong Kong

**WowWee Canada Inc.**  
3700 Saint Patrick Street, Suite 206, Montreal QC, H4E 1A2, Canada

**Consumer Service:**  
<https://support.wowwee.com>

**Sing & Snuggle Plush**

**USER MANUAL**

Age: 2+

**INTRODUCTION**

Thank you for purchasing the Official Pinkfong® Baby Shark™ Sing & Snuggle Plush by WowWee®! Play all day long with the Baby Shark™ Sing & Snuggle plush! This interactive plush is so soft and cuddly your child will not want to put it down during the day or night! Take a few minutes to review this user manual before you start playing!

**HOW TO PLAY**



**DAY MODE:**

Press the Day Mode Button to activate DAY MODE.

**SING ALONG:** In DAY MODE, press the Day Mode Button to start/stop the hit Baby Shark™ Song!

**PLAY THE PEEK-A-BOO GAME:** In DAY MODE, cover Baby Shark™'s eyes with the Play Mask (Play Mask underside is velcro and sticks when you cover Baby Shark™'s eyes!) and listen for fun reactions! You can even hide Baby Shark™'s eyes with your hand or a blanket (not included) and Baby Shark™ will keep playing Peek-A-Boo with you! Note: The Light Sensor must be completely covered to activate the game. See diagram below for sensor location.



**NIGHT MODE:**

Press the Night Mode Button to activate NIGHT MODE. Baby Shark™ will react by making sleepy sounds while the top fin glows.

Playing the Goodnight Baby Shark™ Lullaby:

A) Turn off the lights! Baby Shark™'s light sensor detects if it's in a lit room or a dark room. Baby Shark™ will start playing the lullaby when the lights turn off.

B) Cover Baby Shark™'s eyes with the special Play Mask! Baby Shark™'s light sensor is triggered just as if it's in a dark room and Baby Shark™ will start playing the Lullaby.

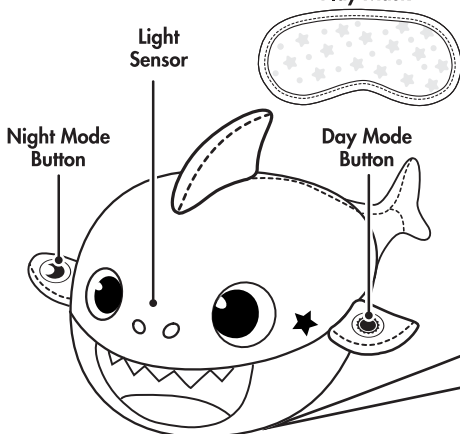
To stop/restart the music, press the Night Mode Button while in a dark room or while Play Mask is covering Baby Shark™'s eyes). Note: Baby Shark™'s fin will remain glowing for 3 minutes before shutting off.

**Sing & Snuggle Plush - Diagram**

**Package Contents:** 1 x Sing & Snuggle Plush; 1 x Play Mask; 1 x User Manual


**Required:** 2 x AAA "LR03" 1.5V Batteries (included)

**Play Mask**




**Battery compartment (Bottom)**

**ON/OFF - Volume Control**



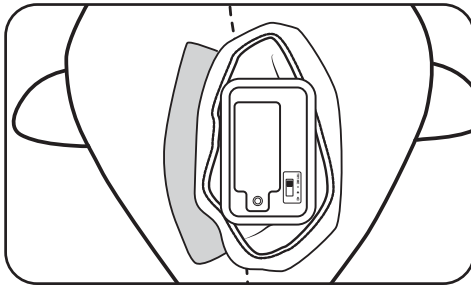
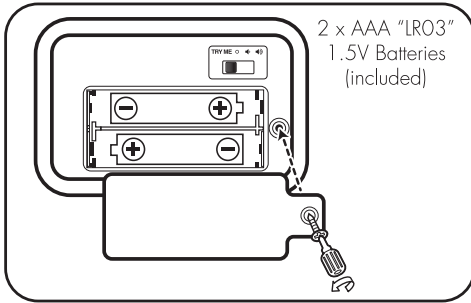
**ON**  
Low Volume



**ON**  
High Volume

**NOTE:** When your Sing & Snuggle Plush begins to repeat the words "Hello" or sounds irregular, the power is low and the batteries should be replaced.

## BATTERY INFORMATION



**Battery Diagram/Installation**

1. Lay your Sing & Snuggle Plush down so that the battery compartment faces upwards. Sing & Snuggle Plush requires 2 x AAA "LR03" 1.5V Batteries (included).
2. Using a Phillips screwdriver (not included) remove the screws on the battery compartment cover.
3. Remove any existing batteries and insert new batteries according to the diagram. Ensure that the positive and negative polarities match the illustrations inside the battery compartment.
4. Replace the battery compartment cover and tighten screws using the screwdriver. Do not over-tighten.

### IMPORTANT BATTERY INFORMATION:

- Use only fresh batteries of the required size and recommended type.
- Do not mix old and new batteries, different types of batteries [standard (Carbon-Zinc), Alkaline or rechargeable] or rechargeable batteries of different capacities.
- Remove rechargeable batteries from the toy before recharging them.
- Rechargeable batteries are only to be charged under adult supervision.
- Please respect the correct polarity, (+) and (-).
- Do not try to recharge non-rechargeable batteries.
- Do not dispose of batteries into fire.
- Replace all batteries of the same type/brand at the same time.
- The supply terminals are not to be short-circuited.
- Remove exhausted batteries from the toy.
- Batteries should be replaced by adults.
- Batteries should be recycled or disposed of as per state and local guidelines.
- Protect the environment by not disposing of this product with household waste. Check your local authority for recycling advice and facilities.



Take note of the following when playing with your Pinkfong® Baby Shark™ Sing & Snuggle Plush:

- Do not immerse the Baby Shark™ Sing & Snuggle Plush in water or any other form of liquid.
- If your Pinkfong® Baby Shark™ Sing & Snuggle Plush gets dirty, you can spot clean with a clean cloth; do not submerge.

Manufactured and distributed by WowWee Group Limited. © Smart Study Co., Ltd. All Rights Reserved. Pinkfong® and Baby Shark™ are trademarks of Smart Study Co., Ltd. © 2019 Viacom International Inc. All Rights Reserved. Nickelodeon is a trademark of Viacom International Inc.

Customer Service Website: <https://support.wowwee.com>

We recommend that you retain our address for future reference.

Product and colors may vary.

Packaging printed in China.

CAN ICES-3(B)/NMB-3(B)

MADE IN CHINA

### CAUTION

Changes or modifications not expressly approved by the party responsible for compliance could void the user's authority to operate the equipment.

### NOTE

This equipment has been tested and found to comply with the limits for a class B digital device, pursuant to part 15 of the FCC rules. These limits are designed to provide reasonable protection against harmful interference in a residential installation. This equipment generates, uses and can radiate radio frequency energy and, if not installed and used in accordance with the instructions, may cause harmful interference to radio communications.

However, there is no guarantee that interference will not occur in a particular installation. If this equipment does cause harmful interference to radio or television reception, which can be determined by turning the equipment off and on, the user is encouraged to try and correct the interference by one or more of the following measures:

- Reorient or relocate the receiving antenna
- Increase the separation between the equipment and receiver
- Connect the equipment into an outlet on a circuit different from that to which the receiver is connected
- Consult the dealer or experienced radio/TV technician for help

This Device complies with Part 15 of the FCC Rules. Operation is subject to the following two conditions: (1) This device may not cause harmful interference, and (2) This device must accept any interference received, including interference that may cause undesired operation.

For these purposes, the party responsible is:

WowWee USA Inc.

7855 Fay Avenue, Suite 310, La Jolla, CA, USA 92037

1-800-310-3033

For full list of inputs, please visit <http://wowwee.com/babysark>

For warranty information, please visit <http://wowwee.com/information/warranty>

**WARNING!** This equipment may experience difficulty and/or memory loss when subjected to any electrostatic discharge, radio frequency interference, or sudden power surge/interruption. The user is encouraged to reset the equipment should any of these occur.

