



Manufactured and distributed by  
© 2020 WowWee Group Limited.  
All Rights Reserved.

**WowWee Group Limited.**

Energy Plaza, 301A-C, 92 Granville Road  
T.S.T. East, Hong Kong

**WowWee Canada Inc.**

3700 Saint Patrick Street, Suite 206, Montreal  
QC, H4E 1A2, Canada

**Customer Service:**

<https://support.wowwee.com>

**More information on:**

HANDSFULLGAME.COM

**Assortment No.:**

7930

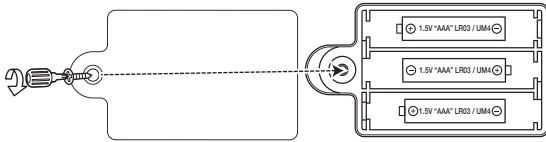
**Age:**

8+

**Package Contents:** 1 x Hands Full™ unit  
1 x User Manual  
**Required:** 3 x AAA 1.5V "LR03"  
(included)

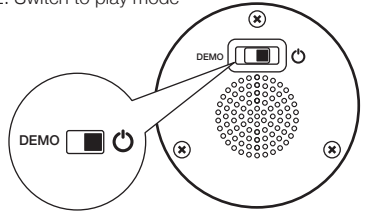
## FIRST TIME PLAYING?

1. Replace demo batteries with alkaline batteries.  
(Screwdriver not included)

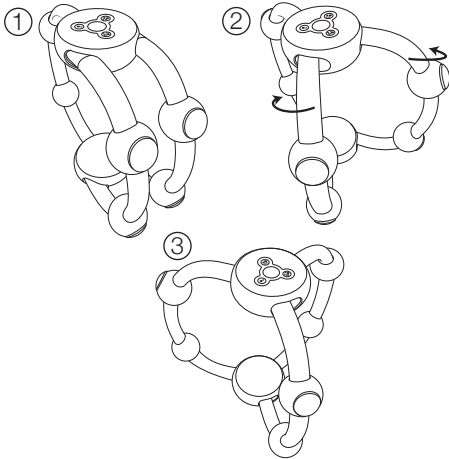


- 3 x AAA 1.5V "LR03" Batteries (demo batteries are included)

2. Switch to play mode



## UNFOLDING HANDS FULL



## NAVIGATING THE MENU



### CENTER BUTTON

- Press and hold to power on and off.
- Press to select number of players during set up mode
- Press to select volume from normal to loudest



### SOLO MODE

Choose Level 1 to 6

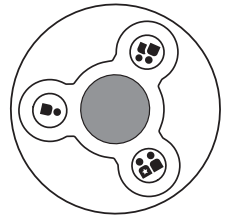


### TEAM MODE

Choose Easy or Hard



### SURVIVOR MODE



## GRAB, TAP, TWIST... BUT DON'T LET GO ... OR YOU LOSE!



### SOLO (1 PLAYER)

Level up as you master the moves or play in turn to challenge your friends! One new move to master per level. Complete all 6 levels to become a Hands Full master!



### TEAM (2-4 PLAYERS)

Can you beat Hands Full as a team? Complete a sequence of crazy twisted moves. If anyone lets go—it's game over for everyone! Choose Easy or Hard to get more or less tangled.

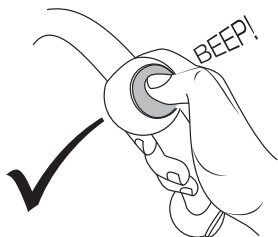


### SURVIVOR (2-4 PLAYERS)

Do you have what it takes to be the last player standing? Compete against other players in an increasingly more difficult sequence. If you let go, you're eliminated!

## HOW TO PLAY

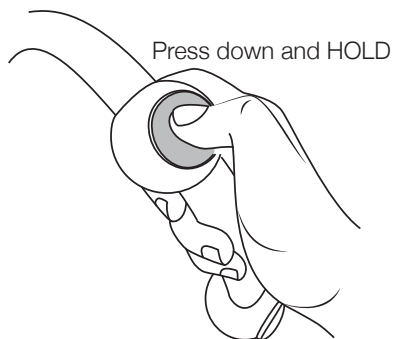
You must hold down button at all times! Using your thumb will help you move your hand around easily without releasing. The BEEP will tell you you're successful and the game will move on.



## MASTERING THE MOVES

With 6 colors and over 15+ crazy moves, Hands Full will get you twisted in millions of ways! Here are some of the core moves to master:

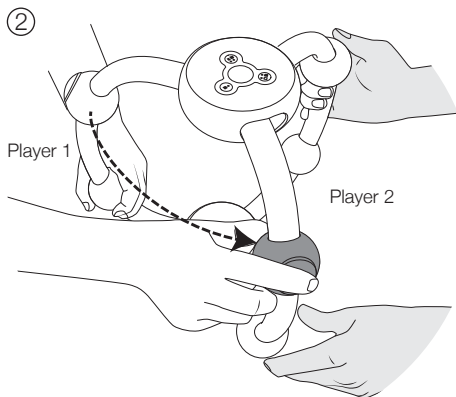
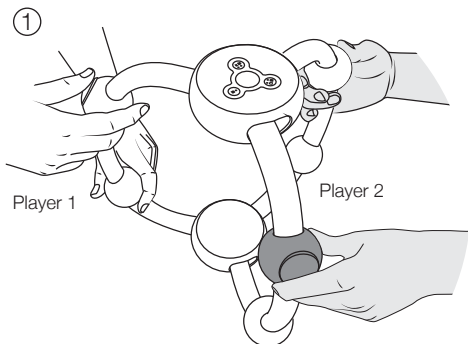
### GRAB COLOR



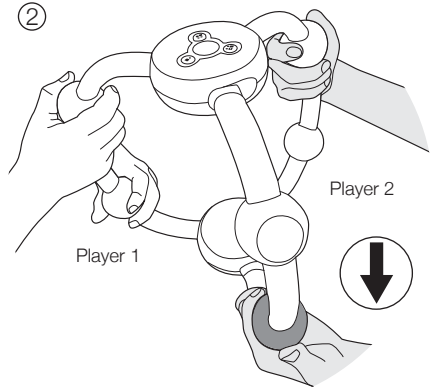
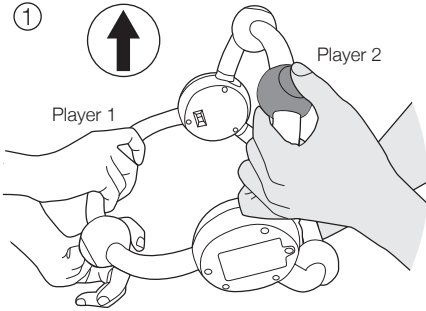
### TAP COLOR



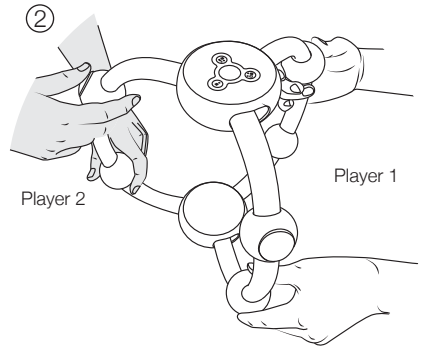
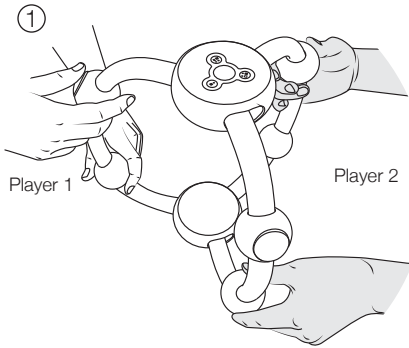
### GRAB FROM PLAYER



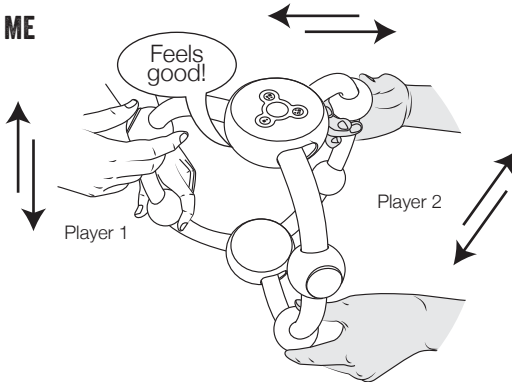
# COLOR UP / DOWN



# SWAP PLACES



# SHAKE ME

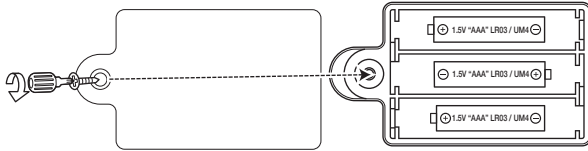


OTHER CRAZY MOVES INCLUDES: **HIGH FIVE, HIT BUMS, SPIN, JUMP, DANCE** AND MORE!  
SEE ALL THE MOVES IN ACTIONS AND MORE TIPS AT [HANDSFULLGAME.COM](http://HANDSFULLGAME.COM)

## BATTERY INFORMATION

### Battery Diagram/Installation

Hands Full will tell you when batteries are low with this message:  
**"I need fresh batteries!"**



- 3 x AAA 1.5V "LR03" Batteries (demo batteries are included)

### Installing or changing batteries in Hands Full:

1. Lay Hands Full down so that the battery compartment faces upwards. Hands Full requires 3 x AAA "LR03" Batteries (demo batteries included).
2. Using a Phillips screwdriver (not included) remove the screws on the battery compartment cover.
3. Remove any existing batteries and insert new batteries according to the diagram. Ensure that the positive and negative polarities match the illustrations inside the battery compartment.
4. Replace the battery compartment cover and tighten screws using the screwdriver. Do not over-tighten.

### IMPORTANT BATTERY INFORMATION:

- Use only fresh batteries of the required size and recommended type.
- Do not mix old and new batteries, different types of batteries [standard (Carbon-Zinc), Alkaline or rechargeable] or rechargeable batteries of different capacities.
- Remove rechargeable batteries from the toy before recharging them.
- Rechargeable batteries are only to be charged under adult supervision.
- Please respect the correct polarity, (+) and (-).
- Do not try to recharge non-rechargeable batteries.
- Do not dispose of batteries into fire.
- Replace all batteries of the same type/brand at the same time.
- The supply terminals are not to be short-circuited.
- Remove exhausted batteries from the toy.
- Batteries should be replaced by adults.
- Batteries should be recycled or disposed of as per state and local guidelines.
- Do not allow button cells to short circuit by placing them in direct contact with other button cells or other metal objects. Store them separately.
- Protect the environment by not disposing of this product with household waste. Check your local authority for recycling advice and facilities.



### HOW TO RESET

Have any issues with Hands Full not responding and can't restart using the center button? Proceed to do a complete reset by removing and reinserting the batteries.

Manufactured and distributed by WowWee Group Limited. Hands Full™ and all product names, designations and logos are trademarks of WowWee Group Limited. Copyright 2020 WowWee Group Limited. All rights reserved.

Customer Service Website: <https://support.wowwee.com>

We recommend that you retain our address for future reference.

Product and colors may vary.

Packaging printed in China.

**WARNING!** This product is not suitable for children under 3 years because of small parts - choking hazard.

CAN ICES-3(B)/NMB-3(B)

MADE IN CHINA

### CAUTION

Changes or modifications not expressly approved by the party responsible for compliance could void the user's authority to operate the equipment.

### NOTE

This equipment has been tested and found to comply with the limits for a class B digital device, pursuant to part 15 of the FCC rules. These limits are designed to provide reasonable protection against harmful interference in a residential installation. This equipment generates, uses and can radiate radio frequency energy and, if not installed and used in accordance with the instructions, may cause harmful interference to radio communications.

However, there is no guarantee that interference will not occur in a particular installation. If this equipment does cause harmful interference to radio or

television reception, which can be determined by turning the equipment off and on, the user is encouraged to try and correct the interference by one or more of the following measures:

- Reorient or relocate the receiving antenna
- Increase the separation between the equipment and receiver
- Connect the equipment into an outlet on a circuit different from that to which the receiver is connected
- Consult the dealer or experienced radio/TV technician for help

This Device complies with Part 15 of the FCC Rules. Operation is subject to the following two conditions: (1) This device may not cause harmful interference, and (2) This device must accept any interference received, including interference that may cause undesired operation.

For these purposes, the party responsible is:

WowWee USA Inc.

7855 Fay Avenue, Suite 310, La Jolla, CA, USA 92037

1-800-310-3033

For full list of inputs, please visit [HANDSFULLGAME.COM](http://HANDSFULLGAME.COM)

For warranty information, please visit <http://www.wowwee.com/information/warranty>

**WARNING!** This equipment may experience difficulty and/or memory loss when subjected to any electrostatic discharge, radio frequency interference, or sudden power surge/interruption. The user is encouraged to reset the equipment should any of these occur.



### WARNING:

Swallowing may lead to serious injury in as little as 2 hours or death, due to chemical burns and potential perforation of the oesophagus. Dispose of used batteries immediately and safely. Flat batteries can still be dangerous. Keep new and used batteries away from children. If you think batteries might have been swallowed or placed inside any part of the body, seek immediate medical attention.