

Manufactured and distributed by WowWee Group Limited. Fingerlings® and all product names, designations, and logos are trademarks or registered trademarks of WowWee Group Limited. Copyright 2016-2018 WowWee Group Limited. All rights reserved. Patent Pending.

Customer Service Website: <https://support.wowwee.com>

We recommend that you retain our address for future reference.

Product and colors may vary.

Packaging printed in China.

WARNING! This product is not suitable for children under 3 years because of small parts - choking hazard.

CAN ICES-3(B)/NMB-3(B)

MADE IN CHINA

CAUTION

Changes or modifications not expressly approved by the party responsible for compliance could void the user's authority to operate the equipment.

NOTE

This equipment has been tested and found to comply with the limits for a class B digital device, pursuant to part 15 of the FCC rules. These limits are designed to provide reasonable protection against harmful interference in a residential installation. This equipment generates, uses and can radiate radio frequency energy and, if not installed and used in accordance with the instructions, may cause harmful interference to radio communications.

However, there is no guarantee that interference will not occur in a particular installation. If this equipment does cause harmful interference to radio or television reception, which can be determined by turning the equipment off and on, the user is encouraged to try and correct the interference by one or more of the following measures:

- Reorient or relocate the receiving antenna
- Increase the separation between the equipment and receiver
- Connect the equipment into an outlet on a circuit different from that to which the receiver is connected
- Consult the dealer or experienced radio/TV technician for help

This Device complies with Part 15 of the FCC Rules. Operation is subject to the following two conditions:

- (1) This device may not cause harmful interference, and
- (2) This device must accept any interference received, including interference that may cause undesired operation.

For these purposes, the party responsible is:

WowWee USA Inc.

7855 Fay Avenue, Suite 310, La Jolla CA, USA 92037

1-800-310-3033

For a full list of inputs, please visit <http://wowwee.com/fingerlings>

For more information, please visit <http://untamed.wowwee.com>

For warranty information, please visit <http://wowwee.com/information/warranty>

WARNING! This equipment may experience difficulty and/or memory loss when subjected to any electrostatic discharge, radio frequency interference, or sudden power surge/interruption. The user is encouraged to reset the equipment should any of these occur.

WARNING: This product contains a coin or button cell battery. A coin or button cell battery can cause serious internal chemical burns if swallowed.

WARNING: Swallowing may lead to serious injury in as little as 2 hours or death, due to chemical burns and potential perforation of the oesophagus. Dispose of used batteries immediately and safely. Flat batteries can still be dangerous. Keep new and used batteries away from children. If you think batteries might have been swallowed or placed inside any part of the body, seek immediate medical attention.



WowWee Group Limited

Energy Plaza, 301A-C
92 Granville Road
T.S.T. East, Hong Kong

WowWee Canada Inc.

3700 Saint Patrick Street
Suite 206
Montreal, QC, H4E 1A2, Canada



3981US01TOP_MIM



Age: 5+



Manufactured and distributed by
© 2016-2018 WowWee Group Limited.
All Rights Reserved. Patent Pending.



WowWee Group Limited.
Energy Plaza, 301A-C
92 Granville Road
T.S.T. East, Hong Kong

Customer Service:
More information on:
<https://support.wowwee.com>

WowWee Canada Inc.
3700 Saint Patrick Street
Suite 206, Montreal, QC
H4E 1A2, Canada

USER MANUAL

Package Contents:

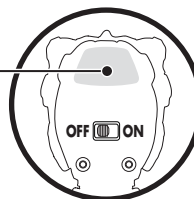
1 x Untamed Fingerlings®,
1 x User Manual

Required:

4 x "LR44/AG13" Button
Cell Batteries (included)

Head Sensor

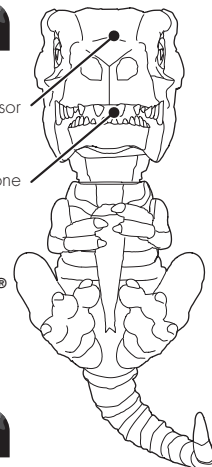
Back View



Nose Sensor

Microphone

Untamed Fingerlings®




TAMED VS UNTAMED

Each Untamed Fingerlings® character has 2 modes. Depending on the mode, the same actions get very different reactions ;)

TAMED MODE:

In Tamed mode, your Untamed Fingerlings® is your friendly companion.

To tame your Untamed Fingerlings® do the following:



Stroke its head, starting at the nose and ending at the back of its head. Alternatively, stroke starting from the back of the head to the nose.

UNTAMED MODE:

In Untamed mode, the beast is unleashed! Your Untamed Fingerlings® will become ferocious. To enter Untamed mode, do one of the following:



Poke its nose 3x!



Hang it upside down.



Shake it!

Your Bone Head T-rex glows bright blue in the dark!

For optimum glow in the dark results, hold under a strong light for a few minutes.

The effect may appear green if not exposed to enough light.

HOW TO PLAY



Pet your
Untamed Fingerlings®
(once or many times!)




Tap its nose:
Once, twice or three times
for surprise
sounds and reactions!




Tap back of its head:
Once, twice or three times
for surprise
sounds and reactions!



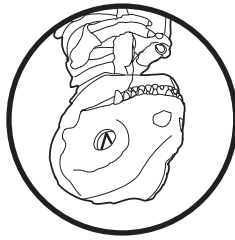
Press & hold sensors
on the nose and the back of
the head for a funny surprise!



Press and hold the back of its head:
Roar Attack!



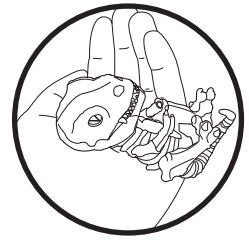
Clap once or twice: for fun reactions...
It might even sing you a song!



Hang your Untamed Fingerlings®
upside down:
Careful... It might not like it ;)



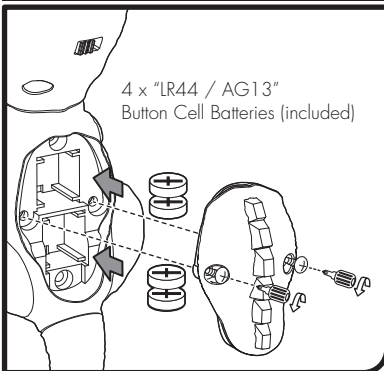
Blow in its Face:
"Ahhh Choo!"



Cradle your Untamed Fingerlings®:
Time for a nap!

BATTERY INFORMATION

Untamed Fingerlings® Battery Diagram/Installation



Installing or changing batteries in Untamed Fingerlings®:

1. Lay your Untamed Fingerlings® down so that the battery compartment faces upwards. Untamed Fingerlings® requires 4 x "LR44 / AG13" Button Cell Batteries (included).
2. Using a Phillips screwdriver (not included) remove the screws on the battery compartment cover.
3. Remove any existing batteries and insert new batteries and insert new batteries according to the diagram. Ensure that the positive and negative polarities match the illustrations inside the battery compartment.
4. Replace the battery compartment cover and tighten screws using the screwdriver. Do not over-tighten.

LOW BATTERY INDICATORS:

When the batteries grow weak, Untamed Fingerlings® will become slow and unresponsive. When this happens, Power OFF and replace all batteries.

Please note the following when operating Untamed Fingerlings®:

- Do not immerse Untamed Fingerlings® or any of its parts in water or any other form of liquid.
- Do not drop, throw, or kick Untamed Fingerlings® as this may damage mechanical functions.
- Do not leave Untamed Fingerlings® unattended near edges from which it could fall.
- Avoid excessive force when turning head or opening mouth manually.

IMPORTANT BATTERY INFORMATION:

- Use only fresh batteries of the required size and recommended type.
- Do not mix old and new batteries, different types of batteries [standard (Carbon-Zinc), Alkaline or rechargeable] or rechargeable batteries of different capacities.
- Remove rechargeable batteries from the toy before recharging them.
- Rechargeable batteries are only to be charged under adult supervision.
- Please respect the correct polarity, (+) and (-).
- Do not try to recharge non-rechargeable batteries.
- Do not dispose of batteries into fire.
- Replace all batteries of the same type/brand at the same time.
- The supply terminals are not to be short-circuited.
- Remove exhausted batteries from the toy.
- Batteries should be replaced by adults.
- Batteries should be recycled or disposed of as per state and local guidelines.
- Protect the environment by not disposing of this product with household waste. Check your local authority for recycling advice and facilities.

